




LACROSSE CANADA

**LACROSSE CANADA OFFICIATING PROGRAM
INTRODUCTION TO THE TWO-OFFICIAL
SYSTEM**





LACROSSE CANADA

Entry Level D1 System

Understanding the rationale behind a 2-official system:

Mentorship

- a. The Goal is to develop Box Lacrosse Officials with a mentorship program.**
- b. The CREW CHIEF #1 shall have full control of the game and the staff both on and off the playing floor. The off-floor Officials are part of your officiating crew.**
- c. Official #2 or the Assistant Official is the second in charge and must prepare in the same way as the crew-chief pregame and participate post game discussions.**



LACROSSE CANADA

Consistency

Bring the same game every game.

When you walk into a room of people that know you, they know what they are getting.

When you run onto the playing surface the players should know what they are getting as you strive to bring the same game to table each night.

Work with your crew on three things every game: a rule and a signal and a Referee mechanic. If one of these situations happen in your game, you are ready for them. Work on this throughout the season and highlight 3 new items each game. 1 a rule 2 a signal 3 mechanic pregame, in game or post game.

If you are not sure ask your Crew Chief or Official in Charge.



LACROSSE CANADA

Consistency

Do not watch the ball the ball will look after itself.

See the full picture not just what is in front of you.

**Try to pace yourself to be in the right place at the right time.
Being too far away from a call or too close place limitations
on your decision making.**

**Practice your signals. Find a place in your house where you
can work on this.**



LACROSSE CANADA

Game Management

Referee the game not the score.

Bring the same game every game.

Be proactive.

Expect the unexpected.

Who is playing tonight and is there a history? Read, Review, Remember

An important part of officiating is good communication.

The Referee's communication with participants and others is undertaken in a range of ways which include:



LACROSSE CANADA

Game Management

Voice - communicating decisions/rulings

Whistle - communicating to participants to do something

Indications - communicating a decision nonverbally

Body language - communicating a feeling/emotion



LACROSSE CANADA

THE TWO-OFFICIAL SYSTEM

Provides a wide area of coverage

Comes with specified areas and shared areas of responsibility

Comes with added expectations due to the wider area of coverage

Has dedicated mechanics for LO / TO in all circumstances



LACROSSE CANADA

- The action area is the middle of the floor where most of the “off-ball” infractions occur late hits, moving screens, holding, etc.
- The two-official system is designed to provide coverage to this area of the floor to ensure that penalties/violations aren’t missed
- The TO is largely responsible for fouls occurring in this area during settled offense situations

Face Off at Centre

Referee 1:

Responsible for:

- Face off and face off infractions
- Becomes the lead in the end behind themselves
- R1 calls 'clear' to inform everyone that the ball is out of the face off circle

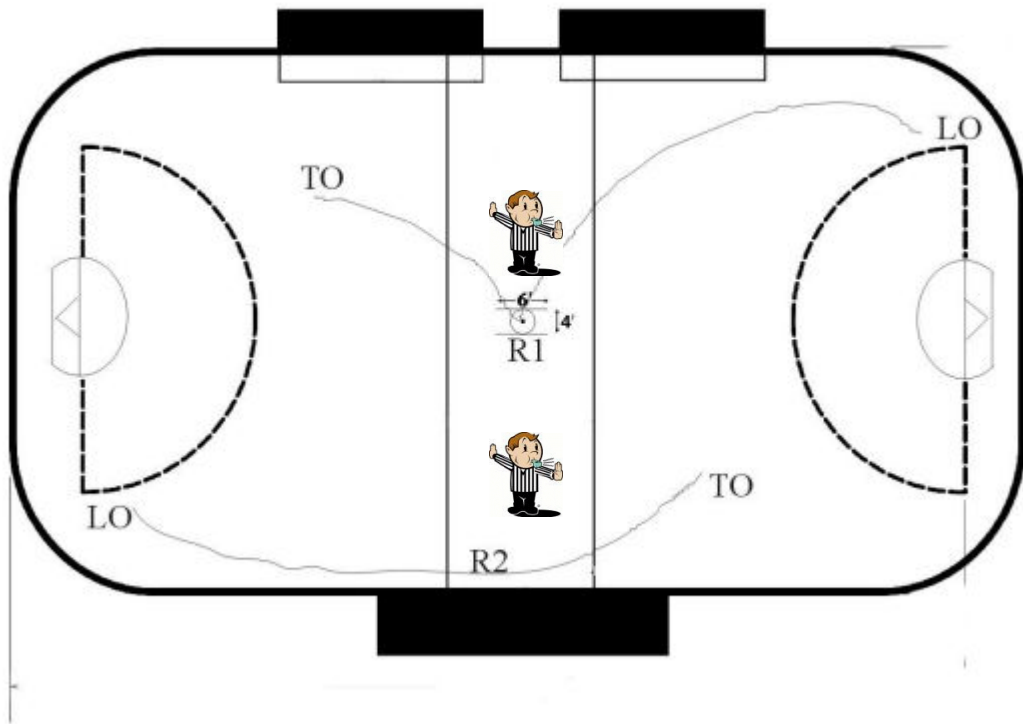
Referee 2:

Responsible for:

- Restraining line violations
- Becomes the lead in the end the referee is facing
- Follows the direction of the ball

REMINDER:

- Rule 7.2 - Face Offs



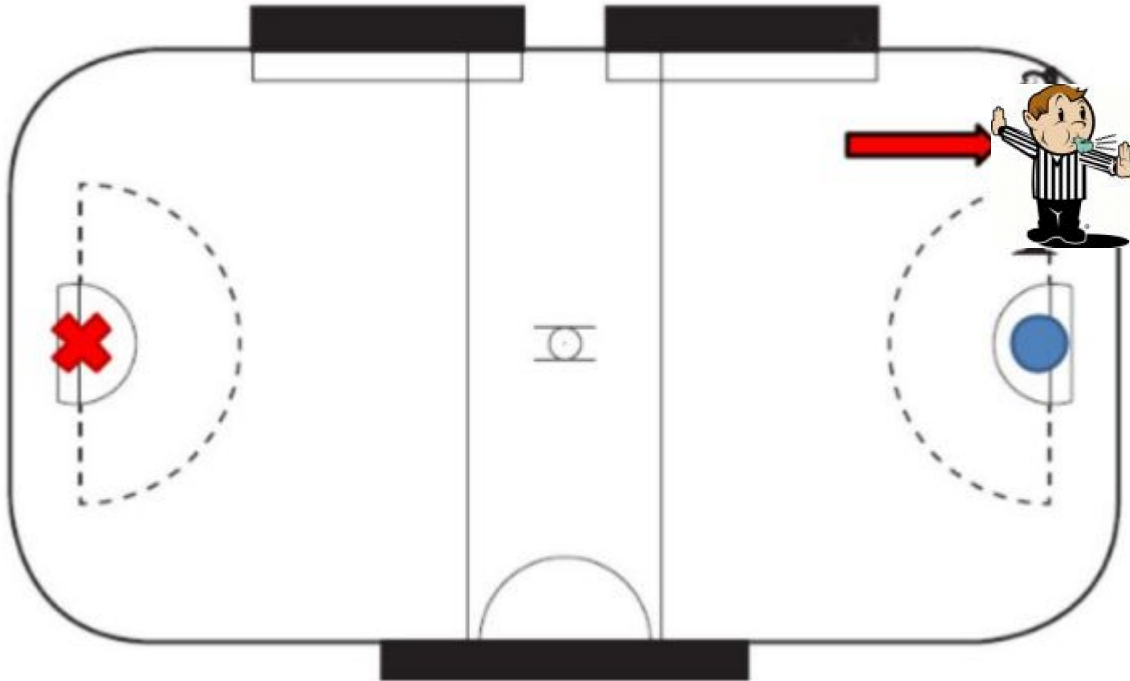
Lead Official

The Lead Official:

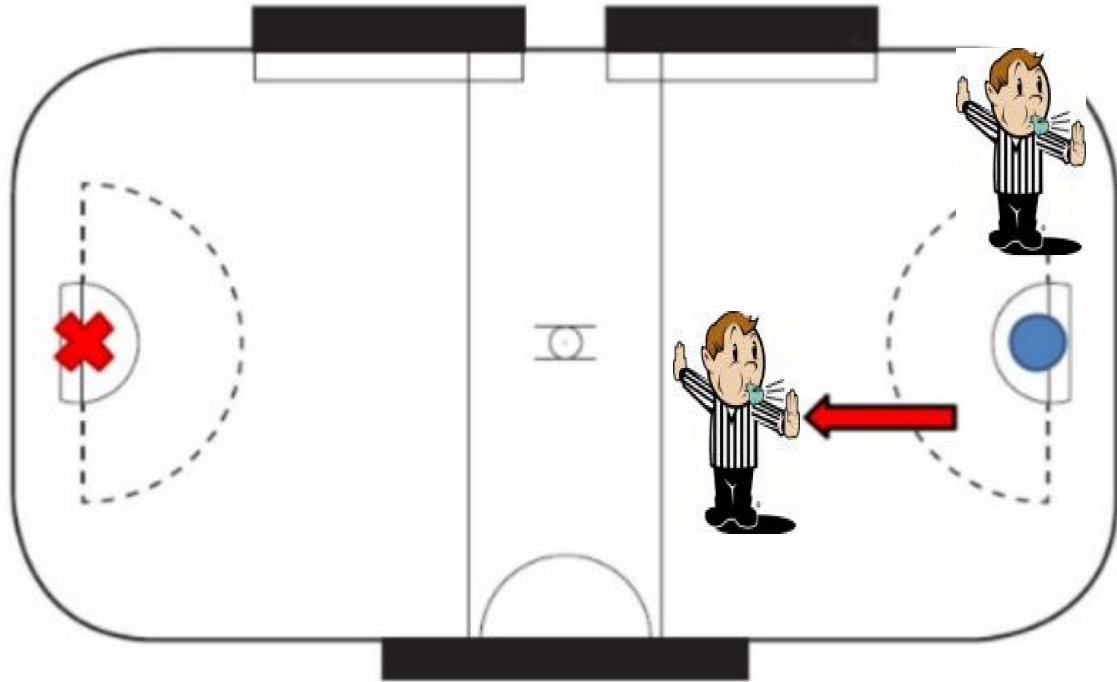
- Stands closest to the net
- Continuously moves with play
- Stays engaged
- Verbally communicates with players

Responsible for:

- Signaling goals
- Signaling reset
- Crease violations



Trail Official



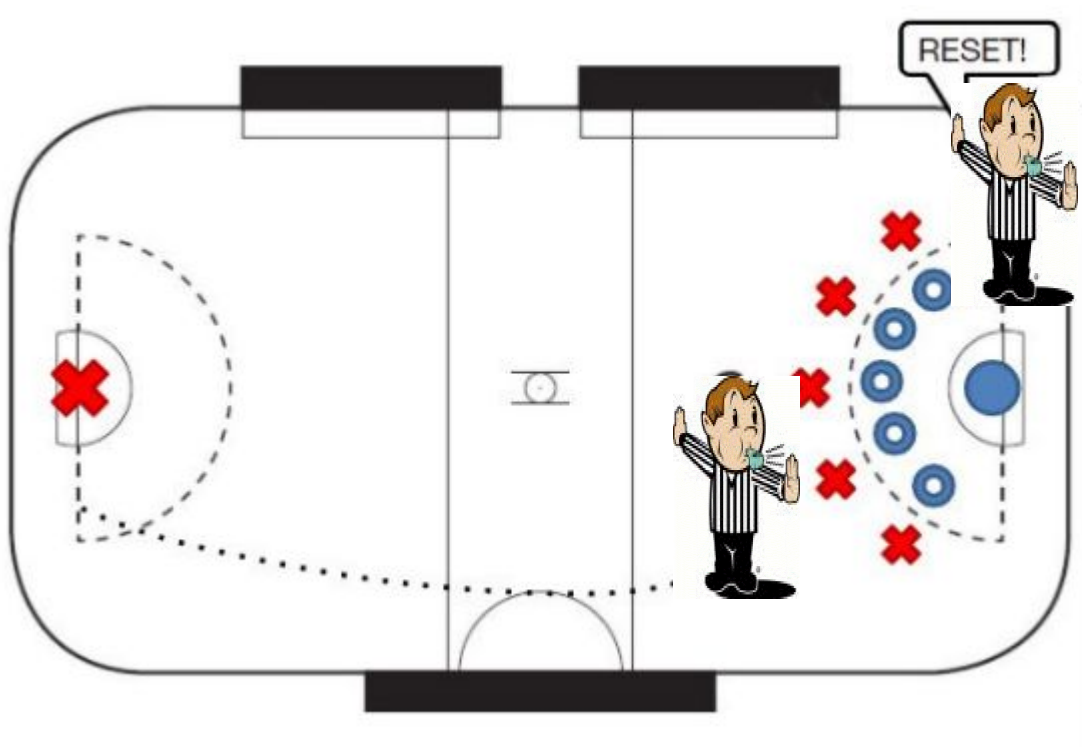
The Trail Official:

- Stands opposite diagonally from partner
- Ebbs and Flows with the play

Responsible for:

- Reporting goals and assists
- Anticipating transition
- Watching for late hits (protecting the shooter)
- Watches the middle of the floor

Transition

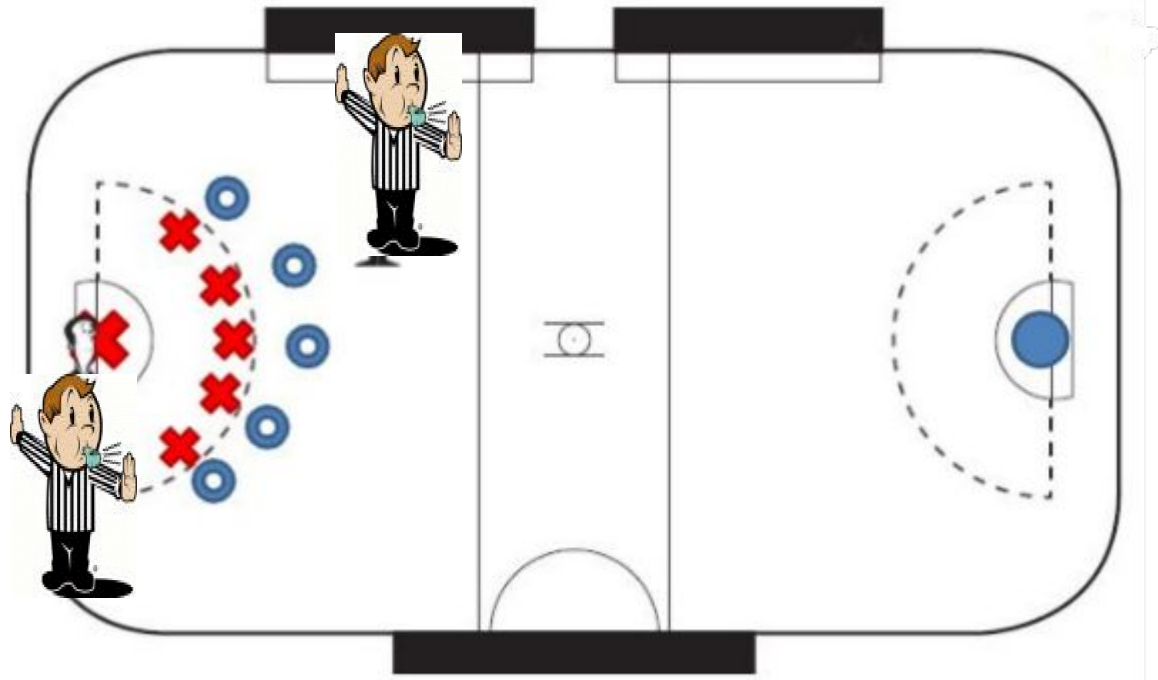


- Transition:** Team Blue
- Red takes a shot on goal, saved by blue goalie
 - LO signals 'reset' (TO mirrors reset)
 - As Blue team moves the ball up the floor, the TO will become LO and run just ahead of the players (in an arc pattern)

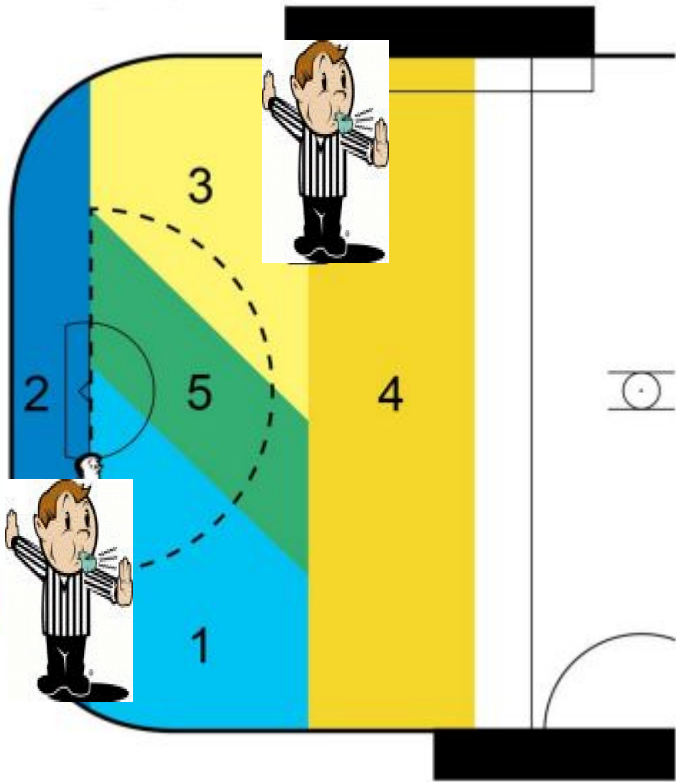
Transition

Transition: Team Blue

- LO will then follow the players up the floor, ensuring all players stay between them and their partner (no two colors behind you)
- The LO will then become the TO and settle into position



Floor Coverage

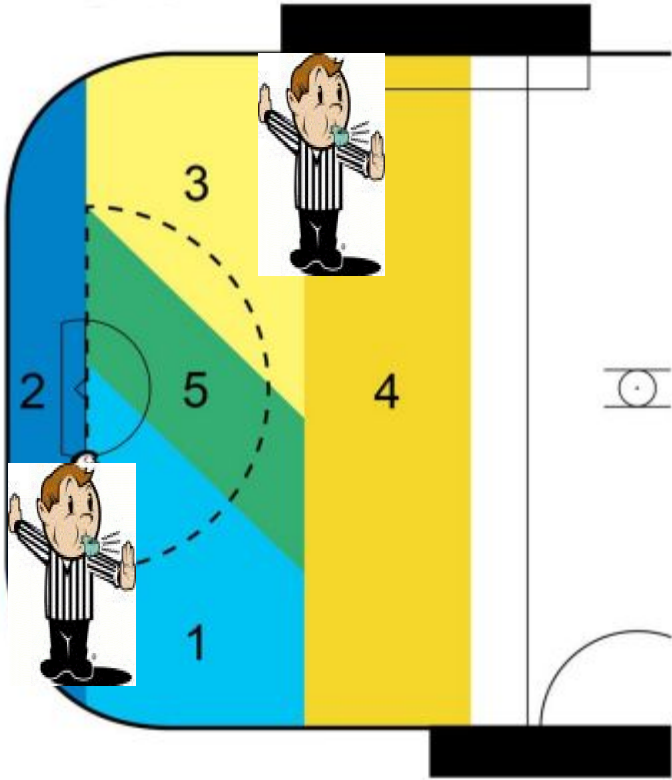


Areas of Coverage:

1. Primary LO
2. Secondary LO
3. Primary LO
4. Secondary TO
5. Shared Primary Overlap

Floor Coverage

Areas of Coverage:



Topics for discussion:

How can the TO assist in calling crease violations?

Why does TO call balls out of bounds, particularly on shots?

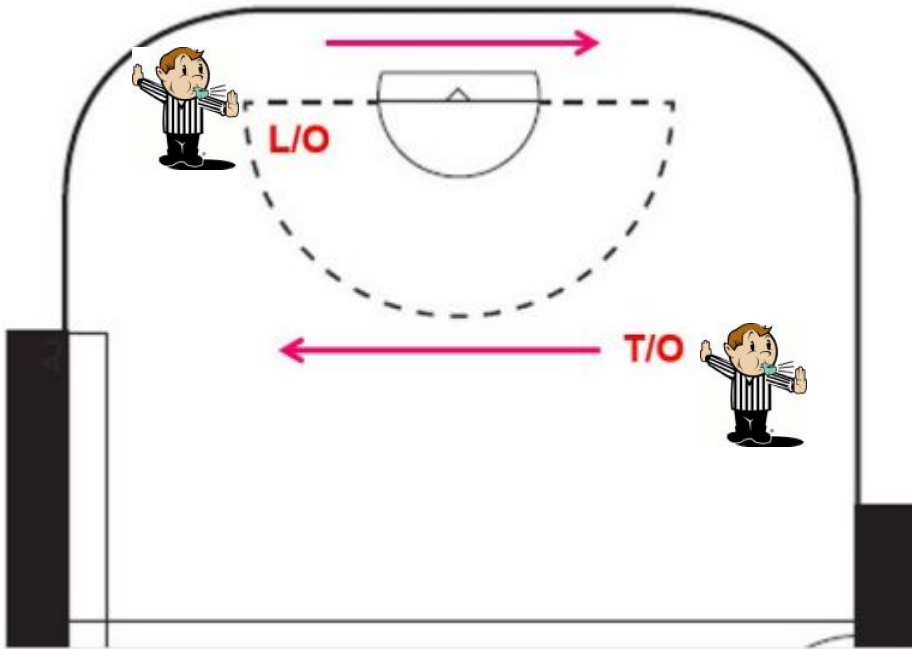
Who is watching the ball carrier?

What are some situations that might require the officials to alter their normal positioning?

Adaptive Positioning

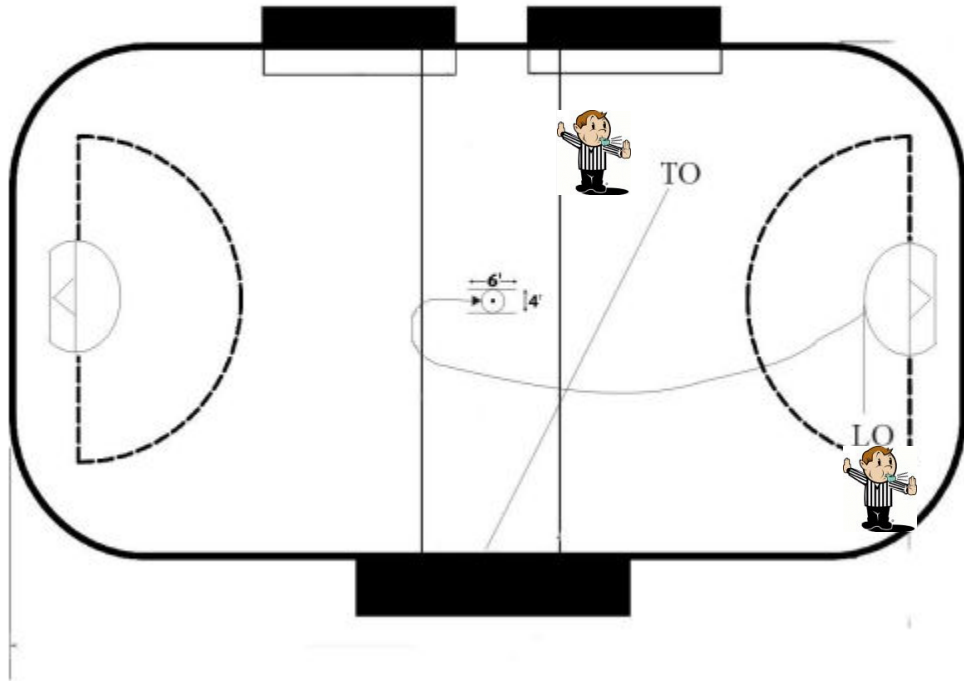
- Proximity is one of the best ways for officials to utilize their presence and voice.
- There exists situations in settled play that might require officials to alter their standard positioning to be closer to such plays.
- Switching (moving horizontally) and sliding (moving vertically) are two approaches

Switching



- Switching is ideally done when there is a contested play in the corner opposite the LO
- Switches are best made when there is little or no risk of a shot
- Who should initiate the switch?

Post Goal



Lead Official

- Signal goal and watches players for late hits etc. and then retrieves ball.
- Proceeds to center watching the players
- Prepares for face off, facing net scored on.

Trail Official

- Watches for late hits etc.
- Reports the goal and prepares for face off



Focus Calls

Off-Ball Slashing and Cross Checking

- Anything beyond a stick check.
- Contact on the elbow area for cross check and push.

Contact to the Head (HS, Elbow)

- Use major penalty as a tool to curb high hits

Delay of Game / Too Many Players

- Key consideration: is there an advantage gained?
- Quick restarts & keep the play moving

Illegal Screens/Moving Picks

- Unequal pressure
- Picks are challenging to navigate.
- Use our toolbox to curb players going down too easy



Focus Calls

•Abuse of Officials

- Set the standard early in the game
- We are representing the sport of lacrosse!

•Unsportsmanlike Conduct

- Same as above.
- Use the toolbox. We can use misconducts to our advantage.